REV.	
1	ALTER. SUPORTE – ALT-DM-0087/2008
2	ALTER. GEOMETRIA FLANGES DO TRANSMISSOR – ALT-DD-0016/2010
3	ALTER. TITULO E GEOMETRIA FLANGES – ALT-0440/14
4	ACRESC NOTAS E TITULO EM INGLES – ALT-0821/2021

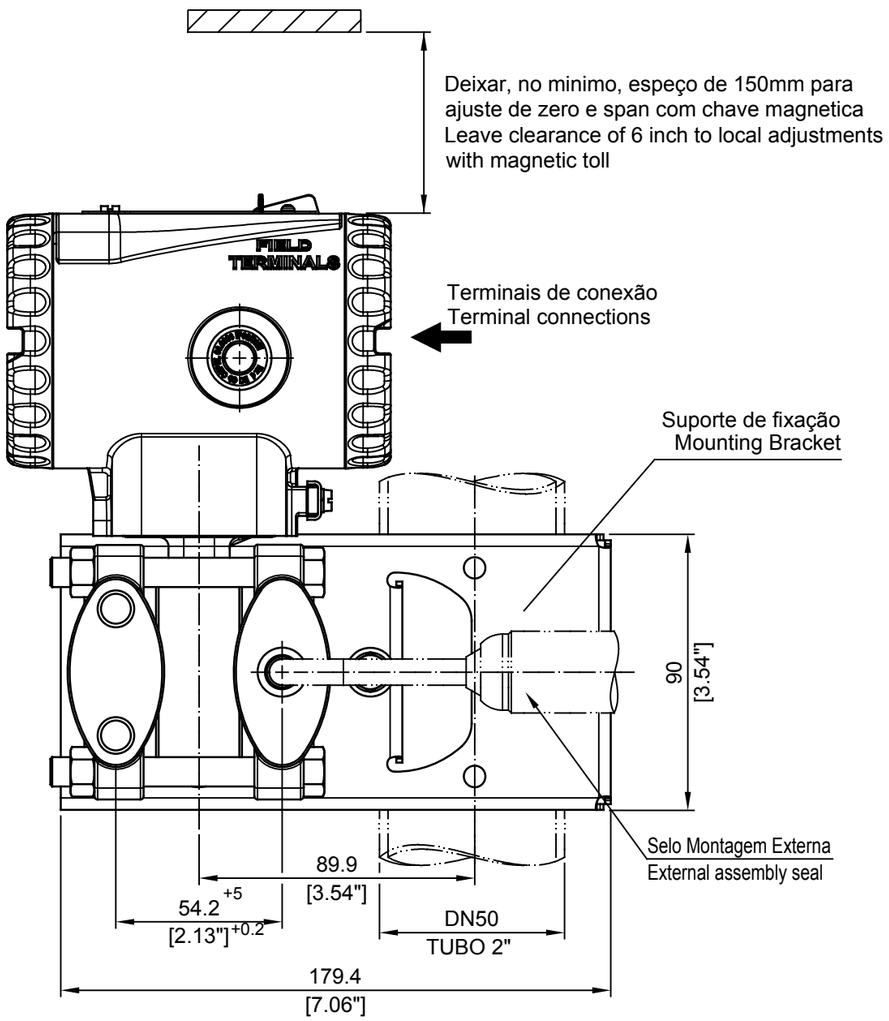

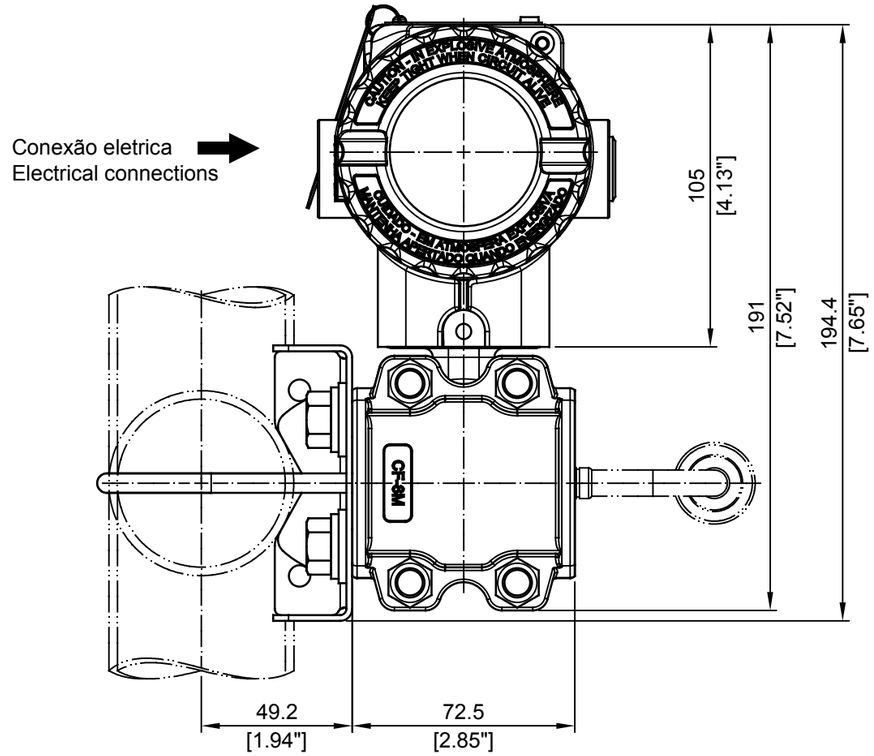

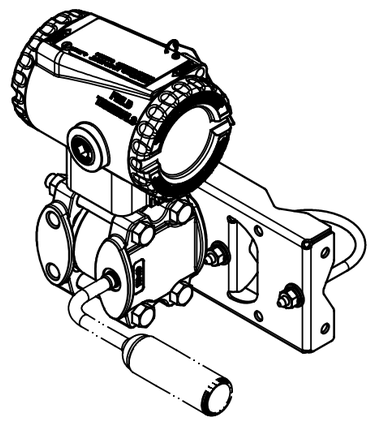

NOTAS:
AS DIMENSÕES SÃO EM mm (POLEGADAS)
DIMENSIONS ARE IN mm (INCH)

REV	PROJETO	APROVAÇÃO	AREA
4	GUSKA 06 / 05 / 2021	P.MISAWA 06 / 05 / 2021	GERAL
3	GUSKA 25 / 08 / 2014	P.MISAWA 12 / 03 / 2015	GERAL
2	GUSKA 05 / 04 / 2010	P.MISAWA 05 / 04 / 2010	GERAL
1	GUSKA 25 / 08 / 2008	P.MISAWA 25 / 08 / 2008	GERAL

DESENHO	PROJETO	VERIFIC.	APROVAÇÃO
EDNA 24 / 04 / 2006	EDNA 24 / 04 / 2006	GUSKA 24 / 04 / 2006	P.MISAWA 24 / 04 / 2006

CLIENTE
EQUIPAMENTO LD400 SERIES
DIMENSIONAL LD400A/M SELO VR ENCAIXE SOLDA
LD400A/M FLANGE WELD ASSEMBLY

smar
OS
DESENHO N°
101-B-5408-04
ESC 1:2 FL /